

# KANGLI · INSTRUMENT PRODUCT CATALOGUE

20231007 EDITION

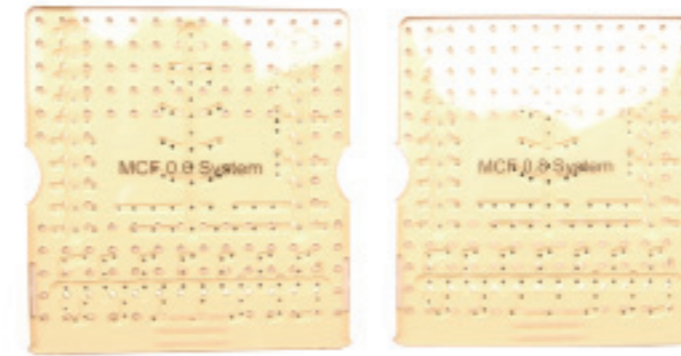
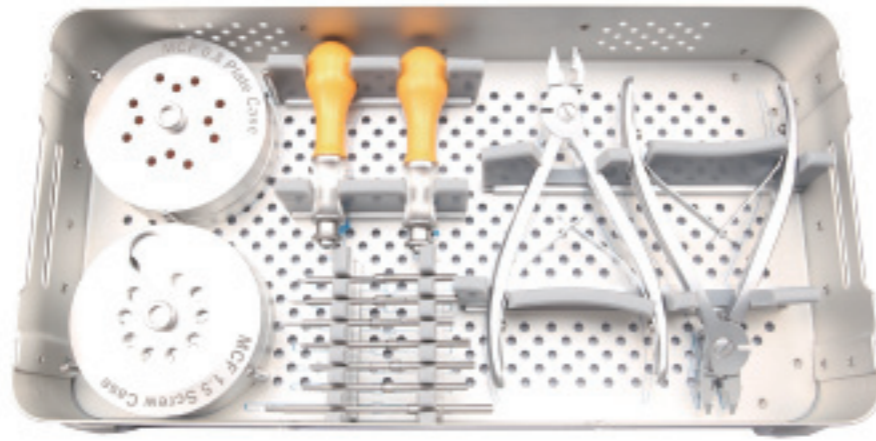
KANGLI ORTHOPAEDICS INSTRUMENT

# MAXILLOFACIAL AND MICRO PLATES INSTALLATION INSTRUMENT SET



# MCF Maxillofacial Surgery Instrument Set

## 91279901



91130206 MCF Filler Cross  
Screwdriver Blade 40mm



91130207 MCF Filler Cross  
Screwdriver Blade 65mm



91270101 MCF Awl Ø1.4 x 5mm



91270102 MCF Awl Ø1.4 x 8mm



91270103 MCF Awl Ø1.4 x 10mm



91150124 MCF Quick  
Coupling Handle



91270201 MCF Plate Bending  
Plier (Left)



91270202 MCF Plate Bending  
Plier (Right)



91270301 MCF Screw Box Ø1.5



91270302 MCF Screw Box Ø2.0



91270601 MCF Screw Length  
Column 4



91270602 MCF Screw Length  
Column 5

# MCF Maxillofacial Surgery Instrument Set

## 91279901

---



91270603 MCF Screw Length  
Column 6



91270604 MCF Screw Length  
Column 7



91270605 MCF Screw Length  
Column 8

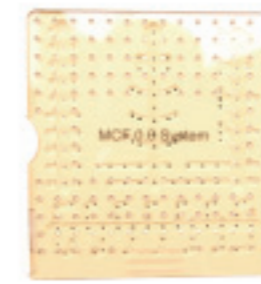
---



91270401 MCF 0.6 Plate Case



91270402 MCF 0.8 Plate Case



91270501 MCF Profiling Plate Box  
PPSU 0.6

---



91270502 MCF Profiling Plate Box  
PPSU 0.8



91270701 MCF Screw Frame 1.5



91270702 MCF Screw Frame 1.7/2.0

---



91270801 MCF Silicone Cap of  
Screw Frame



91270901 MCF Silicone Pad of  
Screw Case

---

# TML 2.0 Micro Phalangeal Metacarpal Locking Series Instrument Set

91829901



91820101 TML Plate Bender  
2 x 1 mm



91150110 TML Quick Coupling  
Handle D-Type



91820301 TML Quick Coupling D-Type  
Screwdriver Blade T1.6 x 59 mm



91820401 TML Quick Coupling D-Type  
Screwdriver Blade T1.6 x 79 mm



91820501 TML Quick Coupling D-Type  
Screwdriver Blade T1.5 x 85 mm



91820601 TML D-Type Adapter



91820701 TML 2.0 Locking  
Drill Sleeve



91820801 TML 2.0 Mini Locking  
Drill Sleeve 5mm



91820901 TML 2.0 Double End Guider  
Ø1.5 x HA2.0 mm



91821001 TML 2.0 Countersink Drill  
HA2.0 mm




91821101 TML 2.0 Tap  
HA2.0 mm



91821101 TML 2.0 Depth Gauge 30 mm

# TML 2.0 Micro Phalangeal Metacarpal Locking Series Instrument Set

91829901



91821301 TML Micro Straight Locking Plate Box 11mm(H)



91821401 TML Micro 2-Hole Locking Plate Box 11mm(H)



91821501 TML Micro Condular Locking Plate Box 11mm(H)



91821601 TML Micro L Locking Plate Box 11mm(H)



91821801 TML 2.0 Empty Box 11mm(H)



91270302 MCF 2.0 Screw Box 24mm(H)



91270601 MCF Screw Length Column 4



91270602 MCF Screw Length Column 5



91270603 MCF Screw Length Column 6



91270604 MCF Screw Length Column 7



91270605 MCF Screw Length Column 8



91270702 MCF Screw Frame 1.7/2.0

## 2.0 Locking Screw Instrument Set 91319901



91310101 Drill Sleeve Ø1.5



91210301 Depth Gauge HA2.0



91162001 Tap Ø2.0mm



91130101 Triangle Screwdriver




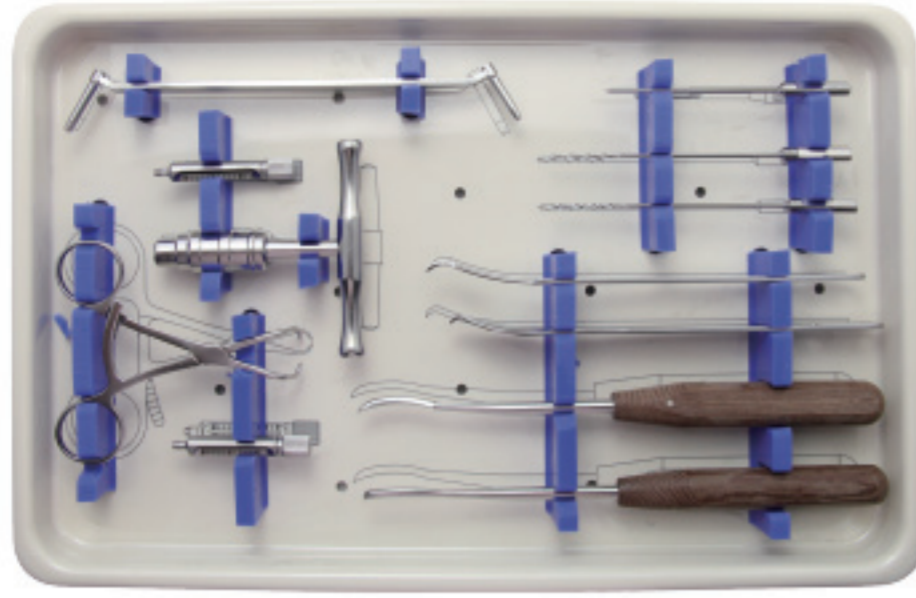
91150903 Screw Holding Sleeve



91111503 Drill Bit Ø1.5 x 150

## 2.0 Locking Plate Installation Set PPSU

### 91319902



91121501 Guide Pin  $\Phi 1.5 \times 150\text{mm}$



91111504 Bone Drill (Quick Coupling)  
 $\Phi 1.5 \times 150\text{mm}$



91310201 Drill Sleeve  $\Phi 1.5\text{mm}$



91162003 Tap (Quick Coupling)  
 $\Phi 2.0\text{mm}$



91310401 Depth Gauge



91310501 Guider  $\Phi 1.5\text{mm}$



91310601 Bone Lever  $\Phi 6.5\text{mm}$



91310701 Bone Lever  $\Phi 15\text{mm}$



91310801 Elevator (Round)



91310901 Elevator (Flat)



91130105 Triangle Screwdriver  
 $\Delta 2.0\text{mm}$



91130108 Triangle Screwdriver  
(Quick Coupling)  $\Delta 2.0\text{mm}$



## 2.0 Locking Plate Installation Set PPSU 91319902

---



91150101 Quick Coupling Handle  
(Triangle)



91151103 Torque Handle 0.8 N.m  
(Triangle Quick Coupling)



91311001 Screw Holding Sleeve  
Δ2.0mm

---



91311101 Tip Reduction Forceps  
(Small)



91121702 Tip Reduction Forceps



91121802 Curve Reduction Forceps

---



91311401 Bending Pliers

---



## 2.5 Locking Screw Instrument Set 91389901



91380101 Drill Sleeve Ø2.0mm



91380201 Depth Gauge



91162501 Tap Ø2.5mm



91132302 Torx Screwdriver T2.3



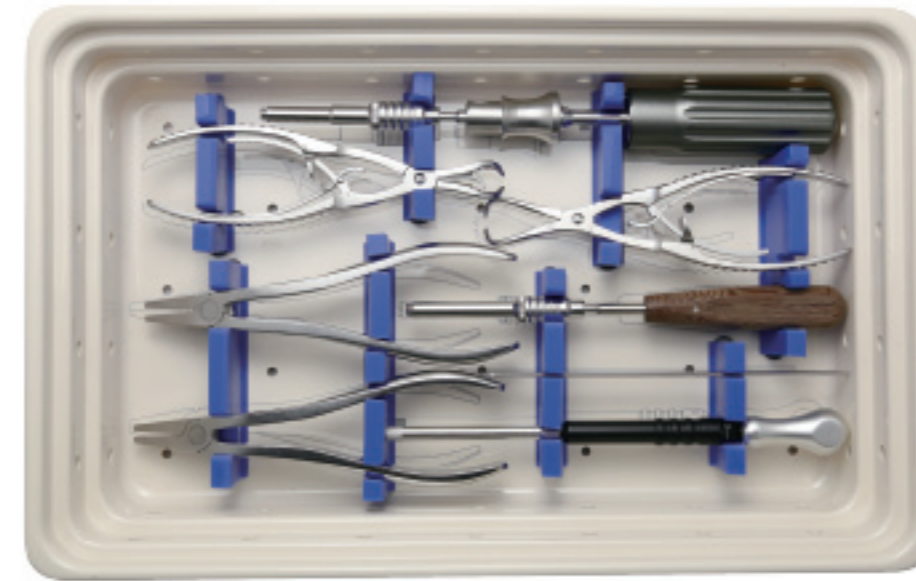
91150904 Screw Holding Sleeve



91112001 Drill Bit Ø2.0 x 100

## 2.5 Locking Plate Installation Set PPSU

91389902



91121501 Guide Pin  $\Phi 1.5 \times 150\text{mm}$



91112001 Bone Drill  $\Phi 2.0 \times 100\text{mm}$



91150816 Drill Bit Limiter  $\Phi 2.0\text{mm}$



91380401 Drill Sleeve  $\Phi 1.5\text{mm}$



91380501 Drill Sleeve  $\Phi 2.0\text{mm}$



91380601 Tap (Quick Coupling)  
 $\Phi 2.5\text{mm}$



91310401 Depth Gauge



91380301 Guider  $\Phi 2.0/2.5\text{mm}$



91310601 Bone Lever  $\Phi 6.5\text{mm}$



91310701 Bone Lever  $\Phi 15\text{mm}$



91310801 Elevator (Rounded)



91310901 Elevator (Flat)

## 2.5 Locking Plate Installation Set PPSU 91389902



91132310 Torx Screwdriver T2.3



91132311 Torx Screwdriver T2.3  
(Quick Coupling)



91151103 Torque Handle 0.8 N.m  
(Triangle Quick Coupling)



91150101 Quick Coupling Handle  
(Triangle)



91150402 Limiter Wrench SW2.5



91380701 Screw Holding Sleeve  
Δ2.0mm



91311101 Tip Reduction Forceps  
(Small)



91221702 Tip Reduction Forceps




91221802 Curved Reduction Forceps



91311401 Bending Pliers



## 2.7 Locking Screw Instrument Set 91399901



91390101 Drill Sleeve  $\Phi$ 2.1mm



91380201 Depth Gauge



91162702 Tap  $\Phi$ 2.7mm



91132302 Torx Screwdriver T2.3



91150904 Screw Holding Sleeve



91112102 Drill Bit  $\Phi$ 2.1 x 150